

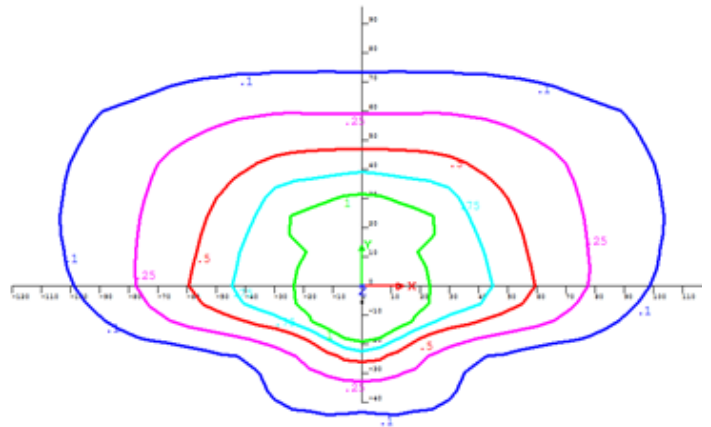
Standard LED

We Energies

Oval		<i>Billed kWh and monthly rate may vary by manufacturer</i>				
Lumen output	Fixture class	Rated watts	Billed kWh	Installation charge	Monthly rate <84 mon	Monthly rate >85 mon
Low	C	50	18	\$150	\$13.99	\$7.04
Medium	D	80	29	\$175	\$16.60	\$8.82
High	E	140	50	\$200	\$20.10	\$11.47



Medium output shown

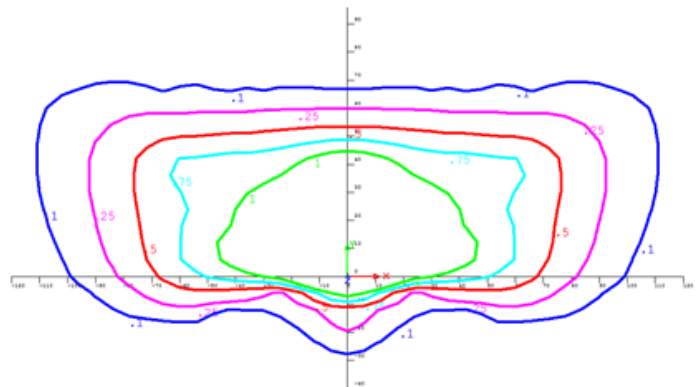


Medium oval at 30' MH

Rectangular		<i>Billed kWh and monthly rate may vary by manufacturer</i>				
Lumen output	Fixture class	Rated watts	Billed kWh	Installation charge	Monthly rate <84 mon	Monthly rate >85 mon
Low	D	40	14	\$175	\$15.14	\$7.36
Medium	E	80	29	\$200	\$18.04	\$9.41
High	F	170	61	\$225	\$22.72	\$13.25



Medium output shown

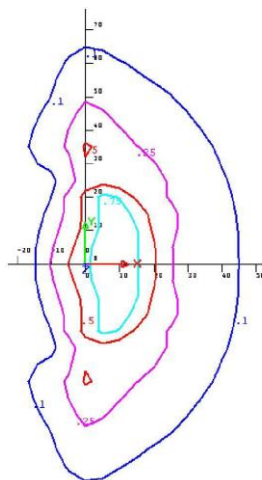


Medium rectangular at 30' MH

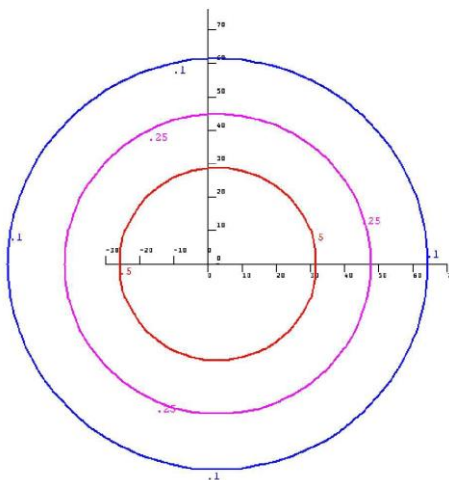
Standard LED

We Energies

Yard light		<i>Billed kWh and monthly rate may vary by manufacturer</i>				
Lumen output	Fixture class	Rated watts	Billed kWh	Installation charge	Monthly rate <84 mon	Monthly rate >85 mon
V Low	B	20	7	\$125	\$11.65	\$5.54
Low	B	40	14	\$125	\$12.25	\$6.14



Very low at 25' MH

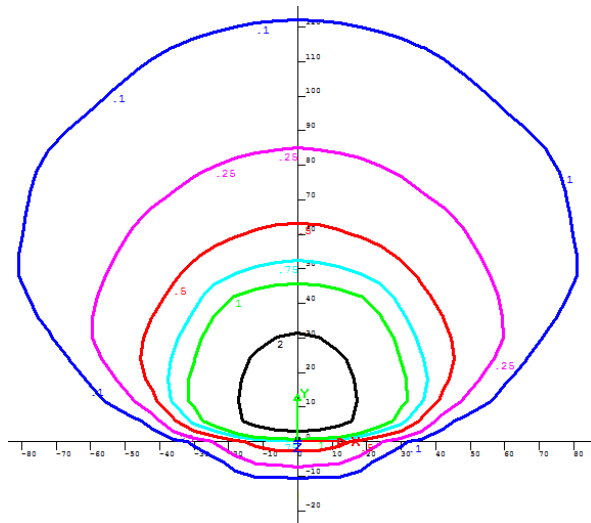


Low at 25' MH

Flood light		<i>Billed kWh and monthly rate may vary by manufacturer</i>				
Lumen output	Fixture class	Rated watts	Billed kWh	Installation charge	Monthly rate <84 mon	Monthly rate >85 mon
Low	E	70	25	\$200	\$17.76	\$9.13
Med	G	110	40	\$250	\$22.10	\$11.80
High	H	180	65	\$275	\$25.88	\$14.75



Medium output shown



Medium floodlight at 30' MH