

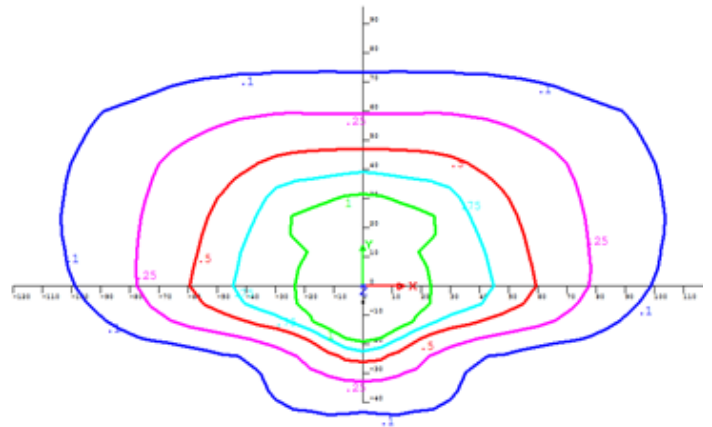
# Nonstandard LED

## We Energies

<b>Oval</b> <i>Billed kWh and Monthly Rate may vary by manufacturer</i>						
Lumen output	Fixture class	Rated watts	Billed kWh	Installation charge	Monthly rate <84 mon	Monthly rate >85 mon
Low	C	50	18	see Note	\$9.62	\$7.04
Medium	D	80	29	see Note	\$11.40	\$8.82
High	E	140	50	see Note	\$14.05	\$11.47



Medium output shown

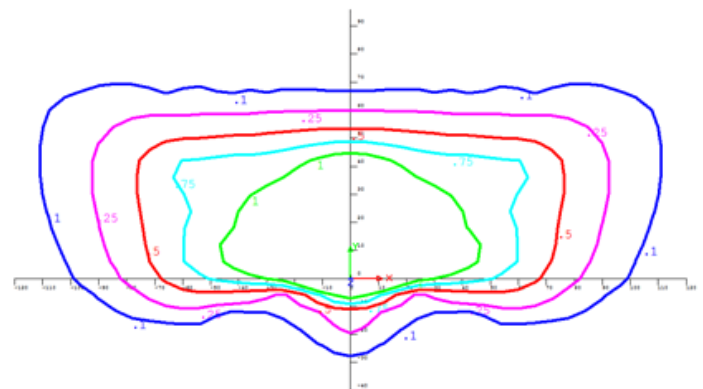


Medium oval at 30' MH

<b>Rectangular</b> <i>Billed kWh and monthly rate may vary by manufacturer</i>						
Lumen output	Fixture class	Rated watts	Billed kWh	Installation charge	Monthly rate <84 mon	Monthly rate >85 mon
Low 3K	D	40	14	see Note	\$9.94	\$7.36
Med 4K	E	80	29	see Note	\$11.99	\$9.41
High 4K	F	170	61	see Note	\$15.83	\$13.25



Medium output shown

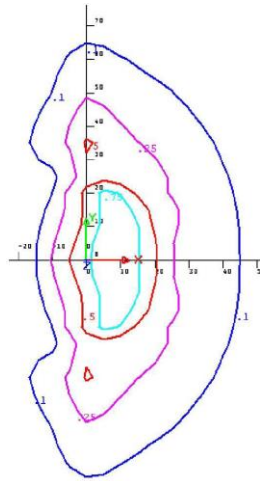


Medium rectangular at 30' MH

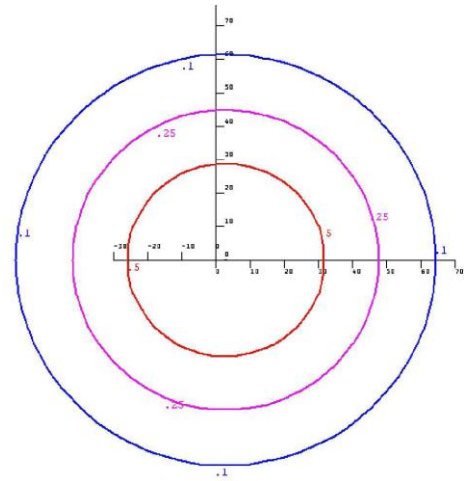
# Nonstandard LED

## We Energies

Yard light		<i>Billed kWh and monthly rate may vary by manufacturer</i>				
Lumen output	Fixture class	Rated watts	Billed kWh	Installation charge	Monthly Rate <84 mon	Monthly Rate >85 mon
V Low	B	20	7	see Note	\$8.12	\$5.54
Low	B	40	14	see Note	\$8.72	\$6.14



Very low at 25' MH

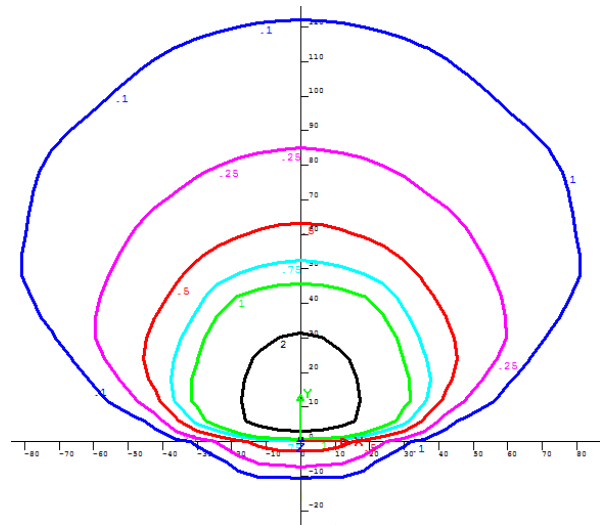


Low at 25' MH

Flood light		<i>Billed kWh and monthly rate may vary by manufacturer</i>				
Lumen output	Fixture class	Rated watts	Billed kWh	Installation charge	Monthly rate <84 mon	Monthly rate >85 mon
Low	E	70	25	see Note	\$11.71	\$9.13
Med	G	110	40	see Note	\$14.38	\$11.80
High	H	180	65	see Note	\$17.33	\$14.75



Medium output shown



Medium floodlight at 30' MH