



Utility Conductor/Wire Identification Guide

For more information or to report recovered material

We Energies Corporate Security Office **414-221-4024** (during normal business hours)

Central Alarm Station **414-221-4120** (after business hours)



Utility Conductor/Wire Identification Guide

TABLE OF CONTENTS

Section 1	Aluminum Wire
Section 2	Copper Wire
Section 3	Miscellaneous

GLOSSARY

■ Acronyms

ACSR. Aluminum Conductor Steel Reinforced

AWG (American Wire Gauge). Standard measurement used to determine diameter

CN/JKT. Copper w/ nylon jacket insulation

HD. Wire was “hard drawn” during processing

SD. Wire was “soft drawn” during processing

XLPE. Cross linked polyethylene insulated

■ Other Terms

Aluminum Phase. High strength alloy

Bare. Wire does not have an insulating cover

Coated. Wire has an insulating cover.

Electrical Current capacity. Designated by volts, i.e. 600v

Lot Number. Specific part number for ordering from manufacturer

Multiple cable assemblies. Designated by number and type of cable, i. e, 2 - #1/0, w/#2/0 neutral.

Resistance. Designated by KCM value (350, 336.4, 750, etc.)

Strands. The number of individual wires used in the cable.



Width of multi-strand conductor. Designated smallest to largest: #1/0, #2/0, #3/0 and #4/0.


For more information or to report recovered material

We Energies Corporate Security Office **414-221-4024** (during normal business hours)

Central Alarm Station **414-221-4120** (after business hours)








#2 6/1 Strand ACSR Bare Aluminum







**600V DB 2-350 Aluminum
Phase w/ #3/0 Neutral**



600V DB 2-350 Aluminum Phase w/ #3/0 Neutral

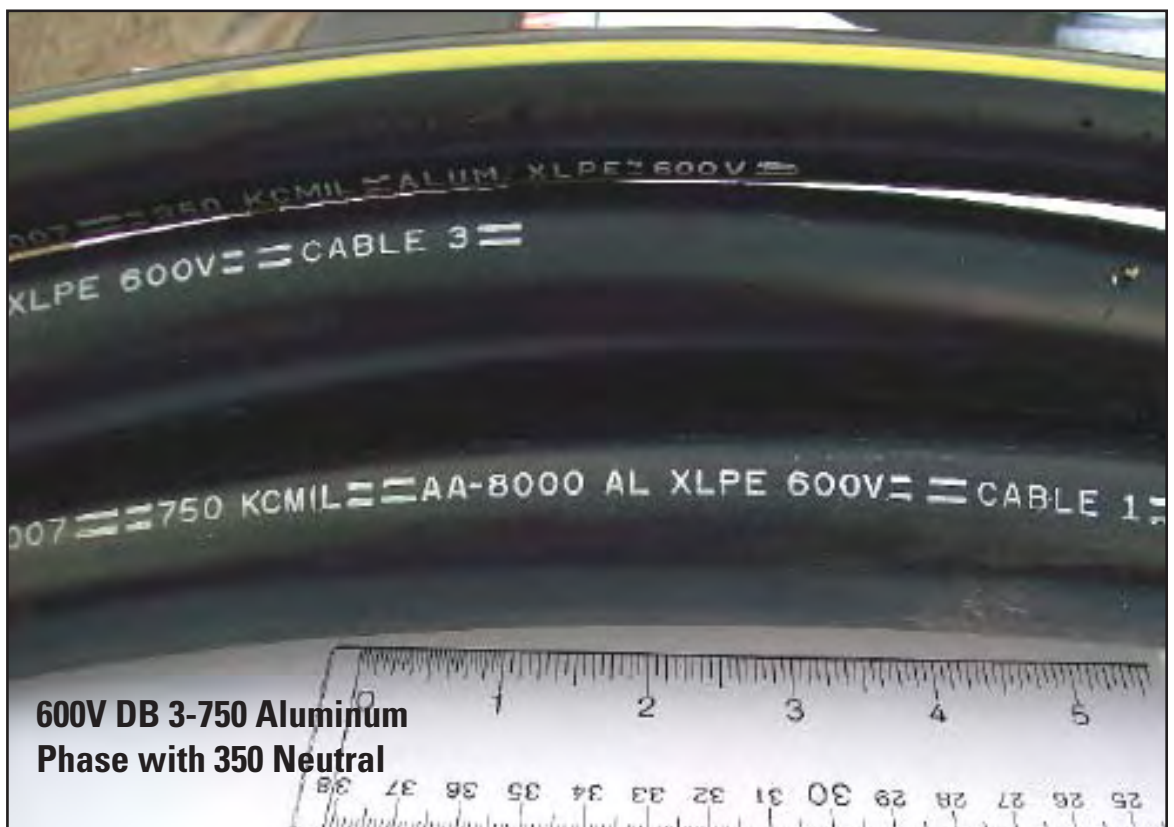


**600V DB 3-#3/0 Aluminum
Phase w/ 1/0 Neutral**






**600V DB 3-750 Aluminum
Phase w/ 350 Neutral**



**600V DB 3-750 Aluminum
Phase with 350 Neutral**




**336.4 KCM 26/7 Strand
ACSR Bare Aluminum**



**600V DB 2 - #1/0 19 Strand
Aluminum Phase CD**



#3/0 6/1 Strand ACSR Bare Aluminum



**600V DB 2- #3/0 Aluminum
Phase w/ 1/0 Neutral**




300V, 2 -#1/0 Strand Aluminum Insulated with Bare Neutral




300V 2-#1/0 Strand Aluminum Insulated with Bare Neutral



**600V DB (3) 750 KCM-61
Strand Aluminum Phase**




**CN/JKT 15KV
#2 Solid Aluminum Core**




**CN/JKT 15KV
#2 Solid Aluminum Core**



CN/JKT 15KV #2 Solid Aluminum




CN/JKT 15KV #2 Solid Aluminum



**#4 7 Strand Copper
600 V X-Linked Poly**



**#1/0 19 Strand Copper
600 V XLPE**




**#6 SD Solid Copper
WR Poly - Pole Grounds**



**#4/0 19 Strand Copper
600V XLPE**




**1/0 7 Strand 3D Copper
Non Coated BW**




**#1/0 19 Strand Tinned
Copper Coated Bonding**




#6 HD Solid Copper
WR Poly - Pole Ground



**#4/0 7 Strand SD Copper
Non Coated BW**







600V 500 KCMIL 37 Strand




**14KV
Paper Insulated - Lead
Covered**




#4/0 Stranded Copper




Telephone 6 Pair






Cable TV (Coax)



#2 7-Strand, CU 600V XLPE



**350 KCM 37 Strand
CU 600V XLPE**



500 KCMIL 28KV Copper




2" Copper Buss

4/0 Bare Copper Ground





Copper Ground Rod - Steel Core



7 Strand Steel Guy Wire

**#4/0 Copper Temporary
Station Ground**

